



Caledonian

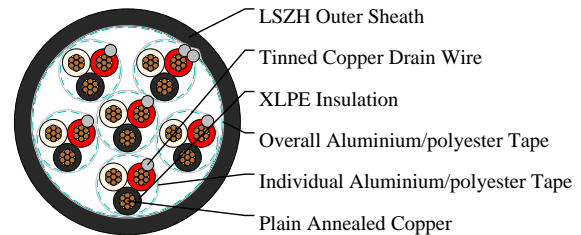

EN 50288-7 XLPE & PE Insulated LSZH Sheathed Instrumentation Cables

www.caledonian-cables.com

marketing@caledonian-cables.com

XLPE Insulated, LSZH Sheathed, Individual & Overall Screened Instrumentation Cables (Multitriples)

RE-2X(St)H-TiMF 90°C / 300V 6T0.75



APPLICATIONS

These cables are used for transmission of analogue and digital signals in instrument and control systems at chemistry and petrochemistry industry plants, power plants, natural gas and petroleum plants, etc...

These cables are used in the environments which have no corrosive gases are emitted in the event of fire. In case of fire, these cables inhibit the propagation of the flames whereby the development of smoke is extremely low. Instrumentation cables are not allowed for direct connection to a low impedance sources, e.g. public mains electricity supply. With blue sheath it is suitable for intrinsically safe systems. These cables are not recommended for direct burial. They are for indoor and outdoor installation, in dry and wet locations; on racks, trays, in conduits.

STANDARDS

Basic design to EN 50288-7

FIRE PERFORMANCE

Flame Retardance (Single Vertical Wire Test)	EN 60332-1-2; IEC 60332-1-2; BS EN 60332-1-2; VDE 0482-332-1; NBN C 30-004 (cat. F1); NF C32-070-2.1(C2); CEI 20-35/1-2; EN 50265-2-1*; DIN VDE 0482-265-2-1*
Reduced Fire Propagation (Vertically-mounted bundled wires & cable test)***	EN 60332-3-24 (cat. C); IEC 60332-3-24; BS EN 60332-3-24; VDE 0482-332-3; NBN C 30-004 (cat. F2); NF C32-070-2.2(C1); CEI 20-22/3-4; EN 50266-2-4*; DIN VDE 0482-266-2-4
Halogen Free	IEC 60754-1; EN 50267-2-1; DIN VDE 0482-267-2-1; CEI 20-37/2-1 ; BS 6425-1*
No Corrosive Gas Emission	IEC 60754-2; EN 50267-2-2; DIN VDE 0482-267-2-2; CEI 20-37/2-2 ; BS 6425-2*
Minimum Smoke Emission	IEC 61034-1&2; EN 61034 -1&2; DIN VDE 0482-1034-1&2; CEI 20-37/3-1&2; EN 50268-1&2*; BS 7622-1&2*
No Toxic gases	NES 02-713; NF C 20-454
Sunlight Resistance	UL 1581 section 1200
Oil Resistance**	ICEA S-73-532



Caledonian

EN 50288-7 XLPE & PE Insulated LSZH Sheathed Instrumentation Cables

www.caledonian-cables.com

marketing@caledonian-cables.com

VOLTAGE RATING

300V

CABLE CONSTRUCTION

Conductor: Annealed copper solid or plain copper stranded to IEC 60228 Class 2.

Insulation: Extruded cross-linked XLPE compound, EN 50290. 2-29.

Triple: Three conductors twisted to form a triple.

Individual Screen: Aluminium/polyester tape is applied over each triple metallic side down in contact with tinned copper drain wire, 0.5mm².

Lay-up: TiMF laid up in layers of optimum pitch.

Overall Screen: Aluminium/polyester tape with tinned copper drain wire, 0.5mm².

Outer Sheath: Thermoplastic LSZH compound type LTS3 as per BS 7655-6.1 (Thermosetting LSZH compound type SW2-SW4 as per BS 7655-2.6 can be offered.). UV resistance, hydrocarbon resistance, oil resistance, anti rodent and anti termite properties can be offered as option.

COLOUR CODE

Insulation: Black/White/Red, continuously numbered on white core(1, 2..)for multitruples.

Outer Sheath: Black or blue for intrinsically safe systems

PHYSICAL AND THERMAL PROPERTIES

Temperature Range During Operation (Fixed State): -30°C – +90°C

Temperature Range During Installation (Mobile State): -5°C – +50°C

Minimum Bending Radius: 7.5 X Overall Diameter

Electrical Properties

Conductor Area Size:0.75 mm²

Insulation Thickness (Nominal) :0.38 mm

Conductor Resistance (20°C):25 Ω/km

Insulation Resistance (20°C):5000 MΩ.km(Min.)

Mutual Capacitance (1 kHz):115 pF/m(Max.)

Capacitance unbalance(1 kHz):500 pF/500 m (Max.)

Inductance:1 mH/km(Max.)

L / R (ratio) (max.):25 μH/Ω

Operating Voltage:300 V

Test Voltage Urms(Core to Core):1500 V

Test Voltage Urms(Core to Screen):1500 V

DIMENSION AND PARAMETERS

Caledonian Cable Code	No. of Triples x 3 x Cross Section	Nominal Insulation Thickness	Nominal Sheath Thickness
	No. × 3 × mm ²	mm	mm



Caledonian

EN 50288-7 XLPE & PE Insulated LSZH Sheathed Instrumentation Cables

www.caledonian-cables.com

marketing@caledonian-cables.com

RE-2X(St)H-TiMF 6T0.75	6x3x0.75	0.38	1.1
------------------------	----------	------	-----




Rated voltage



EN 50288-7



Flame Retardant
NF C32-070-2.1(C2)
IEC60332-1-2/EN50265-2-1



Halogen Free
IEC 60754-1



Low Corrosivity
IEC60754-2/EN50267-2-2/3
NF C32-074/NF C20-453



Low Smoke Emission
IEC 61034-2 / EN 50268-2
NF C32-073/NF C 20-902



Low Toxicity
NES 02-713/NF C 20-454



Reduced Fire Propagation
NF C32-070-2.2(C1)
IEC60332-3-24/EN50266-2-4